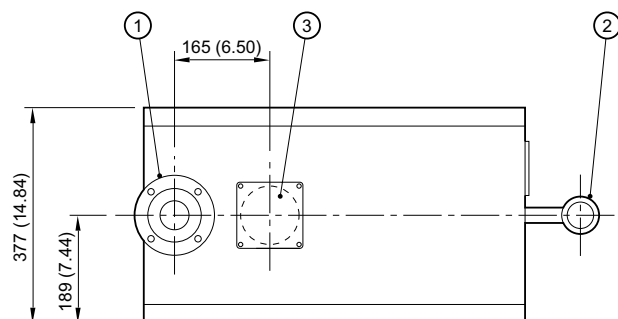
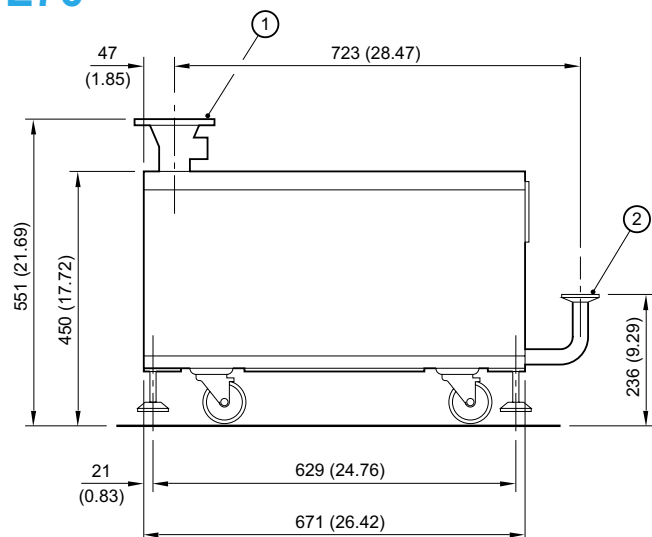


Ideal
vacuum products
(505) 872-0037
2401 B Phoenix Ave. NE
Albuquerque, NM 87107
idealvac.com



Dimensions L70



1 Inlet 2 Outlet 3 Extractor Fan Port

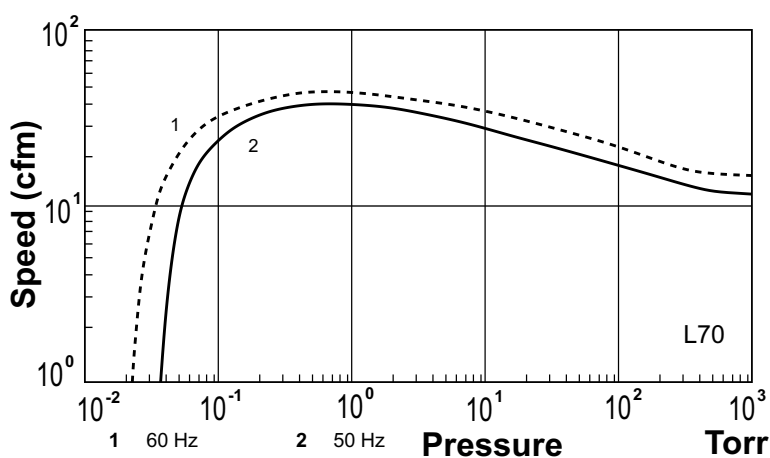
EDWARDS

© Edwards Limited 2008. All rights reserved.

L70 DRY PUMP SYSTEM

SPECIFICATIONS

		60 Hz	50 Hz
Peak Speed	cfm	49	41
	M³h⁻¹	84	70
Ultimate Vacuum	torr	2.3X10⁻²	3.8X10⁻²
	mbar	3X10⁻²	5X10⁻²
Typical Shaft Seal Nitrogen Flow	slm	0	0
Inlet Connection		ISO63	
Outlet Connection		NW40	
Typical cooling water flow at 15psi drop	1 h⁻¹	90	
	1 min⁻¹	1.5	
Weight	kg/lbs.	210/462	
Power input	kW	1.5	1.3
Rated motor	kW	2.2	1.8
Oil Capacity	liter	.75	



iLS70 Pumping Speed Curve

**90 DAY WARRANTY
ON ALL PARTS & LABOR**